

VYTEC®

**VINYL SIDING &
ACCESSORIES**



performance **DRIVEN**

2021 PRODUCT CATALOG

Spring Updates

HEARTWOOD™ SHINGLES PAGE 6



PRESTIGE® PAGE 7



BOARD & BATTEN PAGE 8



PROSIDE® PAGE 9



NANTUCKET®

PAGE 10



BEADED PORCH PANEL

PAGE 11



SOFFIT

PAGES 11-12



ACCESSORIES

PAGES 13-16



SIDING AND SOFFIT MATRIX

TABLE OF CONTENTS SIDING PRODUCTS

		WHITE	COLORS					PREMIUM COLORS					EXPRESSIONS® COLORS					DARK							
			BUTTERCREAM	CLASSIC GRAY	MAPLEWOOD	NATURAL SAND	SAND DRIFT	SIERRA BROWN	CANYON RIDGE	CAROLINA BLUE	CASTLE STONE	GRASSLANDS	LAKESHORE BLUE	RUSTIC CLAY	SPRING MEADOW	TUNDRA MOSS	TWILIGHT GRAY	FOREST	HARBOUR	REDWOOD	RUSTIC OAK	SHORELINE	SMOKESTONE	SMOKY STEEL	MUSKET BROWN
PAGE 6	HEARTWOOD™ SHINGLES																								
	Single 7" Perfection	•	•	•			•	•	•			•	•	•	•	•		•	•	•	•	•	•		
PAGES 7	PRESTIGE®																								
	Double 4-1/2" Traditional	•	•	•	•	•	•	•	•	•	•	•	•	•	•	•		•	•	•	•	•	•		
	Double 4-1/2" Dutch Lap	•	•	•	•	•	•	•	•	•	•	•	•	•	•	•		•	•	•	•	•	•		
	Double 5" Dutch Lap	•	•	•	•	•	•	•	•	•	•	•	•	•	•	•		•	•	•	•	•	•		
PAGE 8	BOARD & BATTEN																								
	Single 7" Vertical	•	•	•	•	•	•	•	•	•	•	•	•	•	•	•		•	•	•	•	•	•		
PAGE 9	PROSIDE®																								
	Double 4-1/2" Traditional	•	•	•	•	•	•	•	•	•	•	•	•	•	•	•									
	Double 4-1/2" Dutch Lap	•	•	•	•	•	•	•	•	•	•	•	•	•	•	•									
	Double 4" Traditional	•	•	•	•	•	•	•	•	•	•	•	•	•	•	•									
	Single 8" Traditional	•																							
PAGE 10	NANTUCKET®																								
	Double 4" Traditional†	•	•	•	•	•	•	•	•	•	•	•	•	•	•	•									
	Double 4" Dutch Lap†	•	•	•	•	•	•	•	•	•	•	•	•	•	•	•									
	Double 4-1/2" Dutch Lap	•	•	•	•	•	•	•	•	•	•	•	•	•	•	•									
PAGE 11	BEADED PORCH PANEL																								
	Triple 2-2/3" Beaded*	•					•																		
PAGES 11-12	SOFFIT																								
	Double 5" Select Solid Soffit*	•	•				•	•				•													•
	Double 5" Select Full Vent Soffit*	•	•				•	•				•													•
	Triple 4" Solid Soffit*	•					•	•				•													
	Triple 4" Full Vent Soffit*	•					•	•				•													
	Triple 4" Center Vent Soffit*	•					•	•				•													
	Triple 3-1/3" Solid Soffit	•					•	•				•													
	Triple 3-1/3" Hidden Vent Soffit*	•					•	•				•													
PAGES 13-16	ACCESSORIES & STARTER STRIPS																								

NEW PROFILE
NEW PROFILE

†Dimensions shown are nominal
*Soffit use only

ACCESSORY MATRIX

	Corner Systems			J-Channel			Window & Door Trim		Functional Trim			Starter Strips
	3/4" Outside Corner Post	3/4" Inside Corner Post	Traditional 6" XL Corner	1/2" J-Channel	5/8" J-Channel	3/4" J-Channel	3.5" Lineal	Starter Strip	Utility Trim	F-Channel	H-Trim	Vinyl Starter Strip
SIDING PRODUCTS												
SHINGLES												
Single 7" Perfection	•	•	•			•	•	•				•†
PRESTIGE®												
Double 4-1/2" Traditional	•	•	•		•		•	•	•			•
Double 4-1/2" Dutch Lap	•	•	•	•	•		•	•	•			•
Double 5" Dutch Lap	•	•	•		•		•	•	•			•
BOARD & BATTEN												
Single 7" Vertical				•	•		•	•				•
PROSIDE®												
Double 4-1/2" Traditional	•	•	•	•	•		•	•	•			•
Double 4-1/2" Dutch Lap	•	•	•	•	•		•	•	•			•
Double 4" Traditional	•	•	•		•		•	•	•			•
Single 8" Traditional	•	•	•			•	•	•	•			•
NANTUCKET®												
Double 4" Traditional†	•	•	•		•		•	•	•			•
Double 4" Dutch Lap†	•	•	•		•		•	•	•			•
Double 4-1/2" Dutch Lap	•	•	•	•	•		•	•	•			•
BEADED PORCH PANEL												
Triple 2-2/3" Beaded*				•			•	•		•	•	
SOFFIT												
Double 5" Select Solid Soffit*				•	•		•	•		•	•	
Double 5" Select Full Vent Soffit*				•	•		•	•		•	•	
Triple 4" Solid Soffit*				•	•		•	•		•	•	
Triple 4" Full Vent Soffit*				•	•		•	•		•	•	
Triple 4" Center Vent Soffit*				•	•		•	•		•	•	
Triple 3-1/3" Solid Soffit					•	•	•	•		•	•	
Triple 3-1/3" Hidden Vent Soffit*					•	•	•	•		•	•	

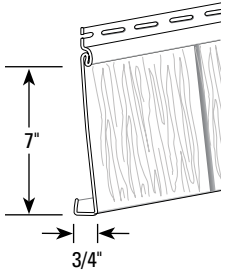
†Dimensions shown are nominal

*Soffit use only

HEARTWOOD™ SHINGLES

Single 7" Perfection Shingles

NEW COLOR



Finish: Perfection Cedar
 Exposure: 7"
 Panel Projection: 3/4"
 Panel Length: 10' 1"

Packaging
 Panels per ctn: 17
 Sq. Feet per ctn: 100
 Pounds per ctn: ≤ 65
 Cartons per pallet: 18

White

646766

White

Colors

647102

Buttercream

647103

Maplewood

646768

Sierra Brown

Premium

648341

Canyon Ridge

646774

Castle Stone

646770

Rustic Clay

646775

Tundra Moss

646773

Twilight Gray

Expressions® Colors

646778

Harbour

646771

Rustic Oak

646779

Redwood

646772

Shoreline

646777

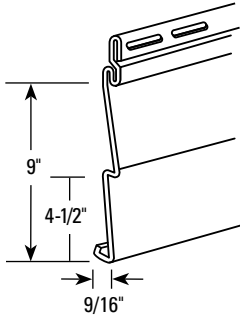
Smokestone

646903

Smoky Steel

NEW

Double 4-1/2" Traditional



Finish: Cedar Grain
 Thickness: 0.044"
 Exposure: 9"
 Panel Projection: 9/16"
 Panel Length: 12' 11-1/8"

Packaging
 Panels per ctn: 20
 Sq. Feet per ctn: 194
 Pounds per ctn: ≤ 91
 Cartons per pallet: 14

White

636803

White

Colors

646850 Buttercream
 646849 Classic Gray
 636802 Maplewood
 646851 Natural Sand
 646876 Sand Drift
 637668 Sierra Brown

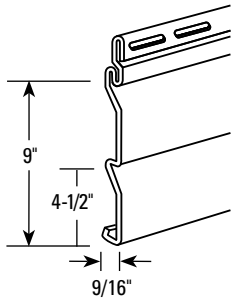
Premium

637723 Canyon Ridge
 646847 Carolina Blue
 637722 Castle Stone
 646846 Grasslands
 637721 Lakeshore Blue
 636801 Rustic Clay
 637690 Spring Meadow
 637691 Tundra Moss
 637724 Twilight Gray

Expressions® Colors

637793 Forest
 637790 Harbour
 637789 Redwood
 639157 Rustic Oak
 637795 Shoreline
 637794 Smokestone
 646848 Smoky Steel

Double 4-1/2" Dutch Lap



Finish: Cedar Grain
 Thickness: 0.044"
 Exposure: 9"
 Panel Projection: 9/16"
 Panel Length: 12' 11-1/8"

Packaging
 Panels per ctn: 20
 Sq. Feet per ctn: 194
 Pounds per ctn: ≤ 91
 Cartons per pallet: 14

White

644089

White

Colors

646853 Buttercream
 646852 Classic Gray
 644096 Maplewood
 646854 Natural Sand
 646877 Sand Drift
 644099 Sierra Brown

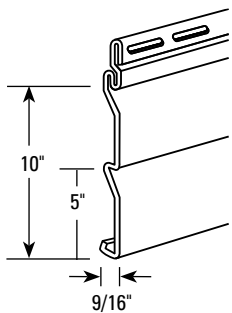
Premium

644117 Canyon Ridge
 646856 Carolina Blue
 644107 Castle Stone
 646855 Grasslands
 644105 Lakeshore Blue
 644090 Rustic Clay
 644126 Spring Meadow
 644108 Tundra Moss
 644106 Twilight Gray

Expressions® Colors

644130 Forest
 644129 Harbour
 644127 Redwood
 644086 Rustic Oak
 644132 Shoreline
 644131 Smokestone
 646857 Smoky Steel

Double 5" Dutch Lap



Finish: Cedar Grain
 Thickness: 0.044"
 Exposure: 10"
 Panel Projection: 9/16"
 Panel Length: 12' 11-1/2"

Packaging
 Panels per ctn: 18
 Sq. Feet per ctn: 194
 Pounds per ctn: ≤ 83
 Cartons per pallet: 17

White

644093

White

Colors

646859 Buttercream
 646858 Classic Gray
 644098 Maplewood
 646860 Natural Sand
 646878 Sand Drift
 644109 Sierra Brown

Premium

644122 Canyon Ridge
 646862 Carolina Blue
 644121 Castle Stone
 646861 Grasslands
 644120 Lakeshore Blue
 644097 Rustic Clay
 644115 Spring Meadow
 644116 Tundra Moss
 644124 Twilight Gray

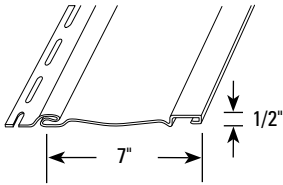
Expressions® Colors

644137 Forest
 644136 Harbour
 644135 Redwood
 644088 Rustic Oak
 644140 Shoreline
 644139 Smokestone
 646863 Smoky Steel

BOARD & BATTEN

Single 7" Vertical

NEW COLORS



Finish: Cedar Grain
 Thickness: 0.052"
 Exposure: 7"
 Panel Projection: 1/2"
 Panel Length: 10'

Packaging
 Panels per ctn: 17
 Sq. Feet per ctn: 100
 Pounds per ctn: ≤ 55
 Cartons per pallet: 18

White

646266

White

Colors

647096

Buttercream

647101

Classic Gray

647097

Maplewood

647098

Natural Sand

647100

Sand Drift

646273

Sierra Brown

Expressions® Colors

646269

Harbour

646270

Redwood

646267

Rustic Oak

646272

Shoreline

646271

Smokestone

646866

Smoky Steel

Premium

648045

Canyon Ridge

NEW

646275

Castle Stone

647614

Lakeshore Blue

NEW

646274

Rustic Clay

647615

Spring Meadow

NEW

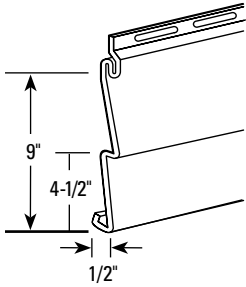
646276

Tundra Moss

646867

Twilight Gray

Double 4-1/2" Traditional

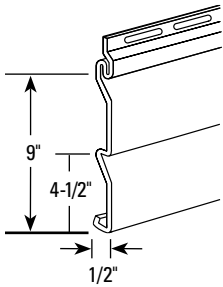


Finish: Woodgrain
 Thickness: 0.042"
 Exposure: 9"
 Panel Projection: 1/2"
 Panel Length: 12' 11-1/8"

Packaging
 Panels per ctn: 20
 Sq. Feet per ctn: 194
 Pounds per ctn: ≤ 85
 Cartons per pallet: 17

White 637266	White	Premium 646841	Carolina Blue
		637269	Castle Stone
Colors 646839	Buttercream	646838	Grasslands
646840	Classic Gray	637273	Lakeshore Blue
637279	Maplewood	637275	Rustic Clay
637311	Natural Sand	637276	Spring Meadow
646824	Sand Drift	637277	Tundra Moss
637274	Sierra Brown	637278	Twilight Gray

Double 4-1/2" Dutch Lap

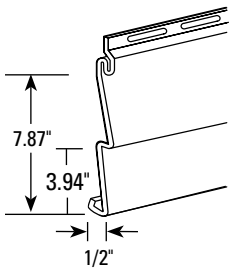


Finish: Woodgrain
 Thickness: 0.042"
 Exposure: 9"
 Panel Projection: 1/2"
 Panel Length: 12' 11-1/8"

Packaging
 Panels per ctn: 20
 Sq. Feet per ctn: 194
 Pounds per ctn: ≤ 81
 Cartons per pallet: 20

White 637312	White	Premium 646843	Carolina Blue
		637282	Castle Stone
Colors 646845	Buttercream	646842	Grasslands
646844	Classic Gray	637286	Lakeshore Blue
637292	Maplewood	637288	Rustic Clay
637294	Natural Sand	637289	Spring Meadow
646825	Sand Drift	637290	Tundra Moss
637287	Sierra Brown	637291	Twilight Gray

Double 4" Traditional

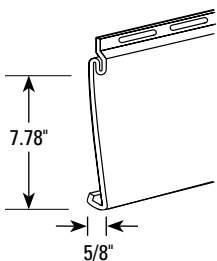


Finish: Woodgrain
 Thickness: 0.042"
 Exposure: 7.874"
 Panel Projection: 1/2"
 Panel Length: 12' 3-5/8"

Packaging
 Panels per ctn: 24
 Sq. Feet per ctn: 194
 Pounds per ctn: ≤ 90
 Cartons per pallet: 16

White 637295	White	Premium 646829	Carolina Blue
		637298	Castle Stone
Colors 646831	Buttercream	646828	Grasslands
646830	Classic Gray	637302	Lakeshore Blue
637308	Maplewood	637304	Rustic Clay
637310	Natural Sand	637305	Spring Meadow
646823	Sand Drift	637306	Tundra Moss
637303	Sierra Brown	637307	Twilight Gray

Single 8" Traditional

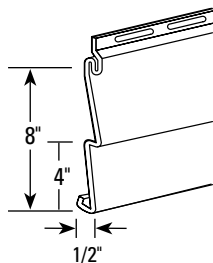


Finish: Woodgrain
 Thickness: 0.045"
 Exposure: 7.783"
 Panel Projection: 5/8"
 Panel Length: 12' 3-5/8"

Packaging
 Panels per ctn: 24
 Sq. Feet per ctn: 191
 Pounds per ctn: ≤ 93
 Cartons per pallet: 14

White 636810	White
------------------------	-------

Double 4" Traditional



Finish: Woodgrain
 Thickness: 0.040"
 Exposure: 8"[†]
 Panel Projection: 1/2"
 Panel Length: 12' 3-5/8"

Packaging
 Panels per ctn: 24
 Sq. Feet per ctn: 194
 Pounds per ctn: ≤ 84
 Cartons per pallet: 16

White

White

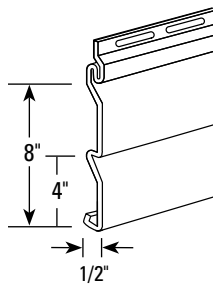
Colors

646808 Buttercream
 646807 Classic Gray
 636919 Maplewood
 636783 Natural Sand
 646801 Sand Drift
 637669 Sierra Brown

Premium Colors

646809 Carolina Blue
 636781 Castle Stone
 639150 Grasslands
 636780 Rustic Clay
 636784 Tundra Moss
 636782 Twilight Gray

Double 4" Dutch Lap



Finish: Woodgrain
 Thickness: 0.040"
 Exposure: 8"[†]
 Panel Projection: 1/2"
 Panel Length: 12' 3-5/8"

Packaging
 Panels per ctn: 24
 Sq. Feet per ctn: 194
 Pounds per ctn: ≤ 84
 Cartons per pallet: 16

White

White

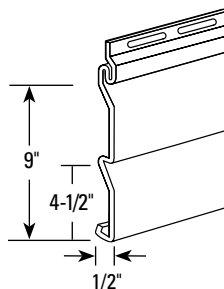
Colors

646811 Buttercream
 646810 Classic Gray
 636792 Maplewood
 636791 Natural Sand
 646821 Sand Drift
 634118 Sierra Brown

Premium Colors

646812 Carolina Blue
 636788 Castle Stone
 639151 Grasslands
 636787 Rustic Clay
 636790 Tundra Moss
 636789 Twilight Gray

Double 4-1/2" Dutch Lap



Finish: Woodgrain
 Thickness: 0.040"
 Exposure: 9"
 Panel Projection: 1/2"
 Panel Length: 12' 11-1/8"

Packaging
 Panels per ctn: 20
 Sq. Feet per ctn: 194
 Pounds per ctn: ≤ 82
 Cartons per pallet: 16

White

White

Colors

646826 Buttercream
 646815 Classic Gray
 636794 Maplewood
 636793 Natural Sand
 646822 Sand Drift
 637679 Sierra Brown

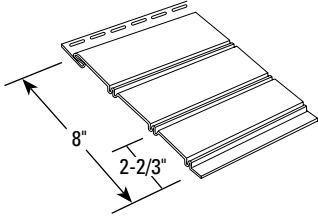
Premium Colors

646827 Carolina Blue
 636798 Castle Stone
 639152 Grasslands
 636797 Rustic Clay
 636800 Tundra Moss
 636799 Twilight Gray

[†]Dimensions shown are nominal

BEADED PORCH PANEL

Triple 2-2/3" Porch Panel



Finish: Brushed
 Profile: Triple 2-2/3" Beaded
 Thickness: 0.040"
 Exposure: 8"
 Panel Projection: 3/8"
 Panel Length: 12'

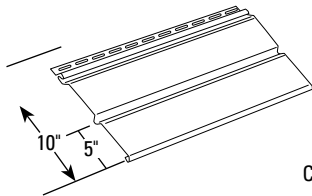
Packaging
 Panels per carton: 18
 Sq. Feet per ctn: 144
 Pounds per ctn: ≤ 78
 Cartons per pallet: 22

White
 636770 White

Colors
 636922 Sierra Brown

SOFFITS

Double 5" Select Solid Soffit*



Finish: Brushed
 Thickness: 0.040"
 Exposure: 10"
 Panel Projection: 1/2"
 Panel Length: 12'

Packaging
 Panels per ctn: 20
 Sq. Feet per ctn: 200
 Pounds per ctn: ≤ 88
 Cartons per pallet: 14

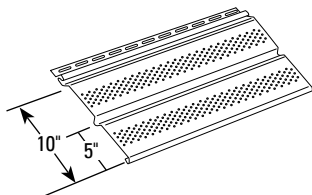
White
 637663 White

Colors
 646864 Buttercream
 646880 Sand Drift
 637766 Sierra Brown

Dark
 638864 Musket Brown

Premium Colors
 636917 Castle Stone
 636914 Rustic Clay

Double 5" Select Full Vent Soffit*



Finish: Brushed
 Thickness: 0.040"
 Exposure: 10"
 Panel Projection: 1/2"
 Panel Length: 12'

Packaging
 Panels per ctn: 20
 Sq. Feet per ctn: 200
 Pounds per ctn: ≤ 88

Ventilation: Perforated
 Vent Area: 4.0 sq. in./ft.
 Cartons per pallet: 14

White
 637664 White

Colors
 646865 Buttercream
 646881 Sand Drift
 637756 Sierra Brown

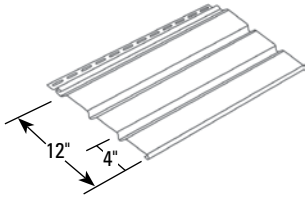
Dark
 638865 Musket Brown

Premium Colors
 636910 Castle Stone
 636907 Rustic Clay

*Soffit use only

SOFFITS (continued)

Triple 4" Solid Soffit*



Finish: Brushed
 Thickness: 0.036"
 Exposure: 12"
 Panel Projection: 3/8"
 Panel Length: 12'

Packaging
 Panels per ctn: 16
 Sq. Feet per ctn: 192
 Pounds per ctn: ≤ 73
 Cartons per pallet: 15

White
 644012

White

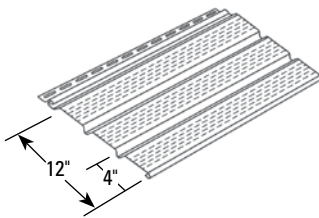
Premium Colors

644015 Rustic Clay
 644016 Twilight Gray

Colors

646882 Sand Drift
 644014 Sierra Brown

Triple 4" Full Vent Soffit*



Finish: Brushed
 Thickness: 0.036"
 Exposure: 12"
 Panel Projection: 3/8"
 Panel Length: 12'

Packaging
 Panels per ctn: 16
 Sq. Feet per ctn: 192
 Pounds per ctn: ≤ 73
 Cartons per pallet: 15

Ventilation: Lanced
 Vent Area: 9.5 sq. in. / ft.

White
 644006

White

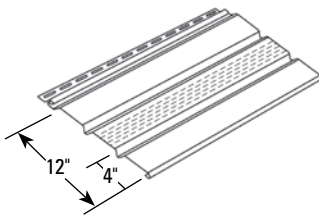
Premium Colors

644009 Rustic Clay
 644010 Twilight Gray

Colors

646883 Sand Drift
 644008 Sierra Brown

Triple 4" Center Vent Soffit*



Finish: Brushed
 Thickness: 0.036"
 Exposure: 12"
 Panel Projection: 3/8"
 Panel Length: 12'

Packaging
 Panels per ctn: 16
 Sq. Feet per ctn: 192
 Pounds per ctn: 73
 Cartons per pallet: 15

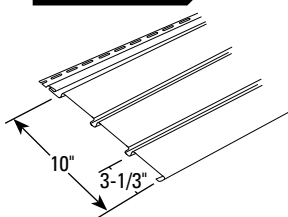
Ventilation: Lanced
 Vent Area: 3.2 sq. in. / ft.

White
 644017

White

Triple 3-1/3" Solid Soffit

NEW PROFILE



Finish: Matte
 Thickness: 0.040"
 Exposure: 10"
 Panel Projection: 5/8"
 Panel Length: 12'

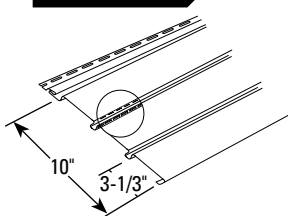
Packaging
 Panels per ctn: 20
 Sq. Feet per ctn: 200
 Pounds per ctn: 103
 Cartons per pallet: 14

White
 648473

White

Triple 3-1/3" Hidden Vent Soffit

NEW PROFILE



Finish: Matte
 Thickness: 0.040"
 Exposure: 10"
 Panel Projection: 5/8"
 Panel Length: 12'

Packaging
 Panels per ctn: 20
 Sq. Feet per ctn: 200
 Pounds per ctn: 94
 Cartons per pallet: 14

Vent Area: 9.65" sq. in. / ft.

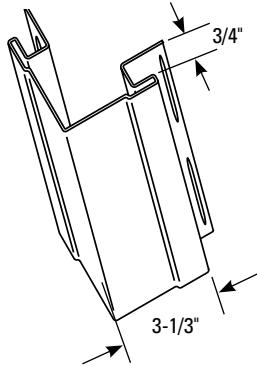
White
 648474

White

*Soffit use only

ACCESSORIES - CORNER SYSTEMS

3/4" Outside Corner Post



Finish: Brushed
 Exposure: 3-1/3"
 Pocket: 3/4"
 Length: 10'

Packaging
 Pieces per ctn: 10
 Feet per ctn: 100'
 Pounds per ctn: ≤ 39
 Cartons per pallet: 17

White

634944 White

Colors

646905 Buttercream
 646926 Classic Gray
 637314 Maplewood
 637315 Natural Sand
 646927 Sand Drift
 634950 Sierra Brown

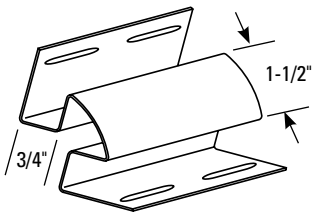
Premium

634959 Canyon Ridge
 646928 Carolina Blue
 634958 Castle Stone
 639178 Grasslands
 634957 Lakeshore Blue
 637316 Rustic Clay
 634963 Spring Meadow
 634956 Tundra Moss
 634960 Twilight Gray

Expressions® Colors

634964 Forest
 634966 Harbour
 634965 Redwood
 639177 Rustic Oak
 634968 Shoreline
 634967 Smokestone
 646929 Smoky Steel

3/4" Inside Corner Post



Finish: Matte
 Exposed face: 1-1/2"
 Pocket: 3/4"
 Length: 10'

Packaging
 Pieces per ctn: 10
 Feet per ctn: 100'
 Pounds per ctn: ≤ 20
 Cartons per pallet: 24

White

634979 White

Colors

646930 Buttercream
 646931 Classic Gray
 636893 Maplewood
 636892 Natural Sand
 646932 Sand Drift
 634971 Sierra Brown

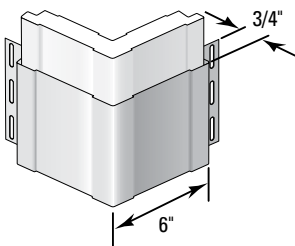
Premium

634985 Canyon Ridge
 646933 Carolina Blue
 634984 Castle Stone
 639165 Grasslands
 634983 Lakeshore Blue
 636891 Rustic Clay
 634988 Spring Meadow
 634982 Tundra Moss
 634986 Twilight Gray

Expressions® Colors

634989 Forest
 634991 Harbour
 634990 Redwood
 639179 Rustic Oak
 634993 Shoreline
 634992 Smokestone
 646934 Smoky Steel

Traditional 6" XL Corner With Foam Insert



Finish: Matte
 Exposure: 6"
 Pocket: 3/4"
 Length: 20'

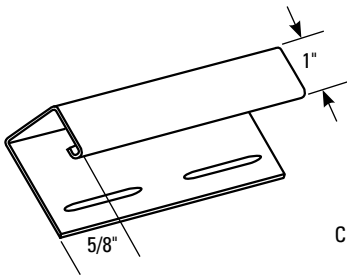
Packaging
 Pieces per ctn: 6
 Feet per ctn: 120'
 Pounds per ctn: 77
 Cartons per pallet: 9

White

638372 White

ACCESSORIES - J-CHANNEL

5/8" J-Channel



Finish: Matte
 Exposure: 1"
 Pocket: 5/8"
 Length per piece: 12' 6"

Packaging
 Pieces per ctn: 40
 Feet per ctn: 500'
 Pounds per ctn: ≤ 44
 Cartons per pallet: 38

White
 636863

White

Colors

646943 Buttercream
 646944 Classic Gray
 636811 Maplewood
 636854 Natural Sand
 646945 Sand Drift
 636858 Sierra Brown

Premium

636844 Canyon Ridge
 646946 Carolina Blue
 636845 Castle Stone
 639187 Grasslands
 636853 Lakeshore Blue
 636856 Rustic Clay
 636860 Spring Meadow
 636861 Tundra Moss
 636862 Twilight Gray

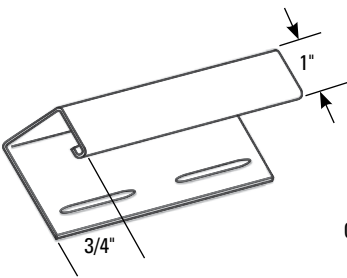
Dark

637353 Musket Brown

Expressions® Colors

636848 Forest
 636849 Harbour
 636855 Redwood
 639186 Rustic Oak
 636857 Shoreline
 636859 Smokestone
 646947 Smoky Steel

3/4" J-Channel



Finish: Matte
 Exposure: 1"
 Pocket: 3/4"
 Length per piece: 12' 6"

Packaging
 Pieces per ctn: 40
 Feet per ctn: 500'
 Pounds per ctn: ≤ 56
 Cartons per pallet: 33

White
 636885

White

Colors

648510 Buttercream
 648511 Maplewood
 636880 Sierra Brown

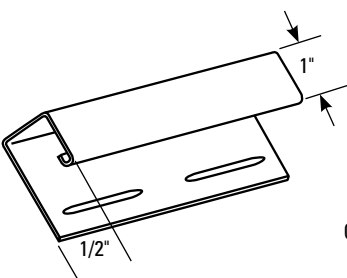
Premium

636867 Canyon Ridge
 636868 Castle Stone
 636878 Rustic Clay
 636882 Spring Meadow
 636884 Twilight Gray
 636883 Tundra Moss

Expressions® Colors

636875 Forest
 636873 Harbour
 636877 Redwood
 639188 Rustic Oak
 636879 Shoreline
 636881 Smokestone
 646948 Smoky Steel

1/2" J-Channel



Finish: Matte
 Exposure: 1"
 Pocket: 1/2"
 Length per piece: 12' 6"

Packaging
 Pieces per ctn: 40
 Feet per ctn: 500'
 Pounds per ctn: ≤ 45
 Cartons per pallet: 38

White
 636840

White

Colors

646949 Buttercream
 646950 Classic Gray
 636851 Maplewood
 636830 Natural Sand
 646951 Sand Drift
 636835 Sierra Brown

Premium

636820 Canyon Ridge
 646952 Carolina Blue
 636821 Castle Stone
 639190 Grasslands
 636828 Lakeshore Blue
 636832 Rustic Clay
 636837 Spring Meadow
 636838 Tundra Moss
 636839 Twilight Gray

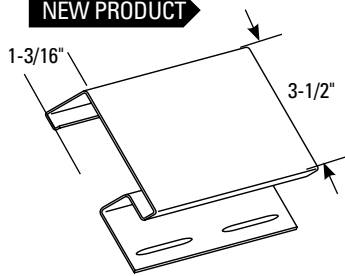
Expressions® Colors

636824 Forest
 636825 Harbour
 636831 Redwood
 639189 Rustic Oak
 636834 Shoreline
 636836 Smokestone
 646953 Smoky Steel

ACCESSORIES - WINDOW & DOOR TRIM

3-1/2" Lineal

NEW PRODUCT



To be used with window & door starter strip

Finish: Matte
 Exposure: 3-1/2"
 Pocket: 3/4"
 Length per piece: 20'

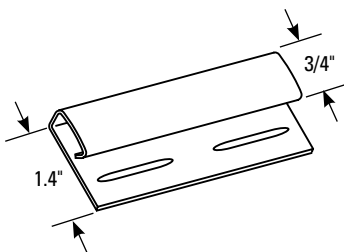
Packaging
 Pieces per ctn: 10
 Feet per ctn: 200'
 Pounds per ctn: ≤ 50
 Cartons per pallet: 30

White
 648556

White

ACCESSORIES - FUNCTIONAL TRIM

Utility Trim



Finish: Matte
 Exposure: 3/4"
 Length per piece: 12' 6"

Packaging
 Pieces per ctn: 40
 Feet per ctn: 500'
 Pounds per ctn: ≤ 49
 Cartons per pallet: 38

White
 637265

White

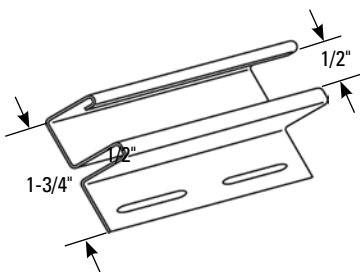
Premium

637247 Canyon Ridge
 646939 Carolina Blue
 637245 Castle Stone
 639192 Grasslands
 637253 Lakeshore Blue
 637257 Rustic Clay
 637262 Spring Meadow
 637263 Tundra Moss
 637264 Twilight Gray

Expressions® Colors

637249 Forest
 637250 Harbour
 637256 Redwood
 639191 Rustic Oak
 637260 Shoreline
 637261 Smokestone
 646940 Smoky Steel

F-Channel



Finish: Matte
 Length per piece: 12' 6"
 Pocket: 1/2"

Packaging
 Pieces per ctn: 24
 Feet per ctn: 300'
 Pounds per ctn: ≤ 35
 Cartons per pallet: 38

White
 636887

White

Colors

646941 Sand Drift
 636888 Sierra Brown

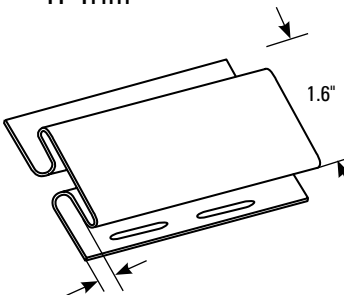
Premium

636889 Rustic Clay

Dark

636886 Musket Brown

H-Trim



Finish: Matte
 Length per piece: 12' 6"
 Pocket: 1/2"

Packaging
 Pieces per ctn: 10
 Feet per ctn: 125'
 Pounds per ctn: ≤ 25
 Cartons per pallet: 28

White
 636812

White

Colors

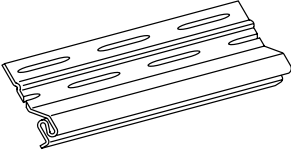
646942 Sand Drift
 636813 Sierra Brown

Premium

636817 Rustic Clay

STARTER STRIPS

Vinyl Starter Strip



Length per piece: 12'

Packaging

Pieces per ctn: 50

Feet per ctn: 600'

Pounds per ctn: 67


Cartons per pallet: 20

White
633946

White

Window & Door Starter Strip

NEW PRODUCT



Length per piece: 10'

Packaging

Pieces per ctn: 36

Feet per ctn: 360'

Pounds per ctn: ≤ 35

Cartons per pallet: 27

White
648475

No Color